



Premier Metals

CUSTOM METAL ROOFING AND SIDING

SUGARCREEK: 330-852-1310

LOUDONVILLE: 419-920-9090

MIDDLEFIELD: 440-632-8999

www.premiermetals.com

28 GAUGE COLOR CHART

SHERWIN-WILLIAMS® WEATHERXL™ COLORS (\$)



White



Light Stone




Clay



Tan




Brown




Antique Bronze



Light Gray




Charcoal




Black



Brite Red ♦



Rustic Red



Burgundy



Hawaiian Blue



Gallery Blue *



Green

NON-PAINTED COLORS (\$)



Acrylic-Coated Galvalume ♦

Colors shown are close representations but may vary due to the color matching process. Actual color chips available upon request.

* Indicates higher prices for these finishes.

♦ Indicates lower prices for these finishes.

• Limited warranty.


SHERWIN-WILLIAMS® WEATHERXL™ TEXTURED COLORS (\$\$)



Linen



Stone



Antique Bronze




Dark Bronze



Cocoa Brown



Granite



Sea Slate




Charcoal



Black




Red



Burgundy



Aspen



Evergreen

By purchasing our textured finish metal roofing, customers acknowledge and accept that variations in color and texture between coils are part of the product's natural appearance and do not reflect a defect in material or workmanship.

Color Availability per Gauge/Panel Profile

					28 GAUGE				26 GAUGE		
Color:	ISR	EMI	SRI		Premier Rib	Legacy Rib	3/4" Corrugated	1/4" Corrugated	Board & Batten	Regent (R-Panel)	Accent (A-Panel)
WeatherXL™	Antique Bronze	.27	.86	26	●	●	●	▲	●		
	Black	.17	.86	13	●	●	●	▲	●		
	Brite Red	.34	.86	35	●	●	●	▲	●		
	Brown	.27	.86	26	●	●	●	▲	●		
	Burgundy	.24	.86	22	●	●	●	▲	●		
	Clay	.37	.88	40	●	●	●	▲	●		
	Charcoal	.22	.86	20	●	●	●	▲	●		
	Gallery Blue	.21	.86	18	●	●	●	▲	●		
	Galvalume	.69	.06	56	●	●	●	●	●	●	●
	Green	.27	.86	26	●	●	●	▲	●		
	Hawaiian Blue	.28	.86	27	●	●	●	▲	●		
	Light Gray	.37	.86	39	●	●	●	▲	●	●	●
	Light Stone	.50	.86	57	●	●	●	▲	●		
	Rustic Red	.28	.86	27	●	●	●	▲	●		
	Tan	.42	.86	46	●	●	●	▲	●		
	White	.60	.87	71	●	●	●	▲	●	●	●
WeatherXL™ Textured	Antique Bronze	.30	.87	31	●	●	●	▲	●	●	●
	Aspen	.28	.90	29	●	●	●	▲	●		
	Black	.29	.86	29	●	●	●	▲	●	●	●
	Burgundy	.26	.89	26	●	●	●	▲	●		
	Charcoal	.33	.88	35	●	●	●	▲	●	●	●
	Cocoa Brown	.33	.86	34	●	●	●	▲	●		
	Dark Bronze	.26	.87	25	●	●	●	▲	●		
	Evergreen	.33	.87	35	●	●	●	▲	●		
	Granite	.35	.88	38	●	●	●	▲	●	●	●
	Linen	.73	.89	90	●	●	●	▲	●		
	Red	.35	.86	37	●	●	●	▲	●		
	Sea Slate	.35	.88	38	●	●	●	▲	●	●	●
	Stone	.39	.88	43	●	●	●	▲	●	●	●
Specialty Prints	Fluropon® Western Rust	.27	.83	24.8	●	●	●	▲	●		
	Wood Grain: Dark Walnut	tbd	tbd	tbd	●	●	●	▲	●		
	Wood Grain: Driftwood	tbd	tbd	tbd	●	●	●	▲	●		
	Wood Grain: Pecan	tbd	tbd	tbd	●	●	●	▲	●		
	Wood Grain: Reclaimed Oak	tbd	tbd	tbd	●	●	●	▲	●		
	Wood Grain: Rustic Oak	tbd	tbd	tbd	●	●	●	▲	●		
	Wood Grain: Weathered Gray	tbd	tbd	tbd	●	●	●	▲	●		
	Vintage Rust	tbd	tbd	tbd	●	●	●	▲	●		
Fluropon® (Kynar 500®)	Antique Bronze	.25	.87	24	●	●	●	▲	●		
	Brown	.34	.86	35	●	●	●	▲	●		
	Burgundy	.25	.85	23	●	●	●	▲	●		
	Clay	.46	.86	52	●	●	●	▲	●	●	●
	Charcoal	.30	.85	30	●	●	●	▲	●	●	●
	Copper Metallic	.49	.85	55	●	●	●	▲	●		
	Dark Bronze	.29	.84	28	●	●	●	▲	●	●	●
	Evergreen	.29	.86	29	●	●	●	▲	●		
	Light Gray	.43	.85	48	●	●	●	▲	●		
	Matte Black	.30	.85	30	●	●	●	▲	●		
	Rustic Red	.32	.86	33	●	●	●	▲	●		
	Terratone	.33	.86	34	●	●	●	▲	●	●	●

KEY:

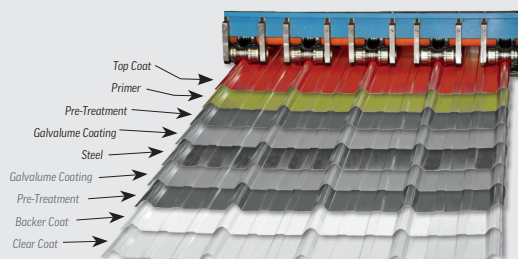
- = Stocked Color
- ▲ = Nonstock: available with upcharge and extended lead time
- ISR = Initial Solar Reflectance (based on Galvalume substrate only)
- EMI = Emissivity
- SRI = Solar Reflectance Index

WeatherXL™

Fluropon®


SHERWIN-WILLIAMS®
Coil Coatings

Our metal panels and trims are engineered to be long-lasting investments. They are manufactured in-house with carefully sourced materials, utilizing the best coatings that the metal roofing industry has to offer.



Sherwin-Williams®, Fluropon®, and WeatherXL™ are trademarks of SWIMC LLC.


PREMIER RIB - 36" coverage




LEGACY RIB - 35.25" coverage



3/4" CORRUGATED - 32" coverage




1/4" CORRUGATED - 24" coverage



BOARD & BATTEN - 10" coverage



REGENT (R-PANEL) - 36" coverage



ACCENT (A-PANEL) - 36" coverage

